



What's Inside...

About Hi Beams	2
You Call This A Job?	3
Calendar & People Pages	4
Crossing The Finish Line	7
Meeting Minutes	8
Tech Spot - Detailing Sem.	9
CCKC Summer Picnic	15

**Next meeting:
May 16, 2018**

Uncle Buck's Grill/Bass Pro Shop
12051 Bass Pro Drive,
Olathe, KS 66061
Room opens at 5 p.m. Meeting begins at 7. Come early and dine with the group. Please place your food order by 6:30!

"Oh The Places You'll Go!	16
Cruises	21



UP TO SPEED

Danika Patrick aside, big engines and fast cars are still A BIT of a machismo thing. The long-held (but gradually eroding) convention that men make better drivers is precisely what makes CCKC's Sharon and Fred Bybee's story so unconventional. He didn't bite into that belief.

When Sharon and Fred met in the early 60's (they married in 1962), Fred was cruising down main street



The Teacher and His Pupil

in his souped up 1955 V8 Chevy looking for challengers. Sharon didn't even know how to drive. So Fred taught her.

And his instruction wasn't parking lot fare...she had to be his partner in speed, too.

When Fred's commute as a cement inspector for MODOT was costing too much in his 1960



1997 Cover Girl

Impala, a 1962 Corvair was the answer to better mileage. But they also soon realized it was also the ideal car-light weight, perfect weight bias, a real sweeper on corners. Perfect for Auto Cross.

The Bybee's have been members of the HACO (Heart of America Corvair Owners Association) since 1979 and Sharon has served as the club's ONLY woman president.



The Just for Fun One.

(Continued on Page 2)

(continued from page 1)



When was the first time you saw a Corvette? Fell in love with the car? Had a once-in-a-lifetime experience (e.g., Woodstock) in your Corvette? Please contact Debbie Meek at hibeamseditor2018@gmail.com or (816)58935-86 to tell her about your First Time.

Submission Mission

Any information for publication in **Hi Beams** should be submitted to the editor by the 15th of the month. Please spell check all content prior to submission. Any items from other sources (i.e., websites, etc.) should be accompanied by an attribution. Please ATTACH (not embed in file) all photos and flyers in their NATIVE format.

Photos of Events Needed!

Come on photogs! Please don't think twice...take that shot and send it in. We know you're having fun...show it! Please provide photo captions that accurately describe the "people, places and things!" Dates and accurate spelling of names, please!

The 1966 Yenko Stinger they raced for eleven years in courses from Connecticut to New Mexico, was at one time the fastest performing in the country. And when their two daughters were old enough, they started putting the pedal down on it, too.

The Bybee's 2005 Z51 Corvette is an Auto Cross winner, too! This Daytona Sunset



Twin Wins!



Born to Run

Orange Metallic was the first C6 in the club. An added 65 HP gives it the ZL465 badging and floor mats. The Bybee's baby is number 14 of only 50 produced. The grandsons get to race this one.

The Bybee's basement halls are lined with evidence

of their love of racing. That little GM gem that was only in production from 1962-1969 and that brash C6 put the plaques on the wall.

A car enthusiast and GM loyalist all his life, Fred once worked at Marcus Allen repairing car radios. This stint led to the creation of his niche business, Fred's Classic Auto Radio and Clock repair.

Fred has two workshops one in the garage and another smaller one in the basement where the shelves are heaped with boxes of original radio and clock parts for all GM vehicles made from 1949-1979. The area is tight...but over in the corner they found room for a stack of those treadless Corvette racing tires that are the key to bringing that C6...Up to Speed.



Fred and his Surround Sound

The Editor

You Call This A Job?

April's guest speaker, Jack Wallace, has the most difficult of jobs—his vocation is chasing down vintage Corvettes. He shared stories about finding Vettes in barns, in Grandma's garage and meeting with sellers who



Mr. Jack Wallace

suffer extreme angst over “cashing in” on a relic their loved one once revered.

Jack promotes his business just by parking his car. He arrived for the



Sweet Interior

meeting in a 1964 red Corvette with original paint and interior.

Jack currently has a collection of vintage Corvettes showcased at 319 E 10th Ave, North

Kansas City, MO 64116. It is a spacious showroom with an inventory of 50 Corvettes from the 1953-2014 model years. Jack enjoys experiencing all the evolutions this "American Sports Car" has gone through.

All Corvettes are on display "indoors" with the added safety and security of a full-time staff and sophisticated alarm system.



1964 Vette With Original Paint & Interior



First Among...No Equals

Where's Arnie?

While Jack Wallace was out looking for Vintage Vettes, Arnie Sdano was playing “paparazzi!” to the celebrity scheduled to arrive at Hendrick.

And he got the shot! Arnie was standing by—camera phone ready—to capture the very first Z01 to arrive in Kansas City.

The Editor



2018 CALENDAR OF EVENTS



MAY

- 5** Derby Party at The Hennis
The Ultima Mile (Bytheville, AR)
- 16** CCKC Monthly Meeting (7p)*
- 18-20** Lone Star Corvette Classic (Ft. Worth)
- 24** Culver's Cruise Night (5p)

JUNE

- 3** 6th Annual Hendricks/CCKC Car Show
- 9** NCCO Oklahoma Corvette Show
- 20** CCKC Monthly Meeting (7p)
- 21-23** Bloomington Gold Show (INDY)
- 23** Church of Resurrection Car Show (9a)
- 28** Culver's Cruise Night (5p)

JULY

- 1** CCKC Picnic at SM Park
- 4** Independence Day Parade & BBQ
- 15** The Roasterie Tour (10a)
- 18** CCKC Monthly Meeting (7p)
- 18-21** Black Hills Corvette Classic
- 26** Culver's Cruise Night (5p)

AUGUST

- 15** CCKC Monthly Meeting (7p)
- 19** Lincoln, NE Corvette Show
- 23** Culver's Cruise Night (5p)
- 24-26** Summer's End Show, Rogers AR

SEPTEMBER

- 7-8** CCKC Zona Rosa Corvette Show
- 19** CCKC Monthly Meeting (7p)
- 20-23** Funfest Mid-America Corvette (IL)
- 27** Culver's Cruise Night (5p)

OCTOBER

- 4-7** Eureka Springs Corvette Weekend
- 13** Hotel Bothwell Show Sedalia (11a)
- 17** CCKC Monthly Meeting (7p)
- 20** VBP 1st Corvette Show (Topeka-9a)

NOVEMBER

- 21** CCKC Monthly Meeting (7p)

DECEMBER

- 7** CCKC Christmas Party (TBD)

RECURRING EVENTS

- 1st Sats** Cars/Motorcycles/Coffee (8-10p)
The Roasterie
- Every Fri** Pegah's Rodders Rule (5-9p)
12122 W 87th St.

HAVE AN IDEA FOR A FUN CLUB EVENT?

Contact Activities Chairperson
CHUCK LEVENSON at
clevenson21@yahoo.com.

The monthly CCKC Schedule of Events is produced by KATE LEVENSON. To change or cancel an event, please notify Kate at katelevenson@gmail.com and cc the editor at

* CCKC is considering a change in venue for our monthly meeting. Members will be informed of any location change BEFORE THE MAY MEETING. Stay Tuned!!!



New Members

Aidan Dulku

Jonathan & Karen
Bonness

Jack Wallace

May BIRTHDAYS

1	Mike Hannah
11	Joe Campbell
13	Natasha Chappelle
18	Charlie Fillinger Robert Hill
20	Diane Keith
21	Chuck Levenson
23	Jan Towell
25	Scott Babcock
26	Adam Hoehn
27	Wally Phillips
28	Jack Wallace

HAPPY ANNIVERSARY



Mr. & Mrs. Charles Chappelle
May 1

Mr. & Mrs. Tom Kearnes
May 3

Mr. & Mrs. Mike Nedrow
May 9

Mr. & Mrs. Johnathan Kohrs
May 14

Mr. & Mrs. Carrol Scott
May 15

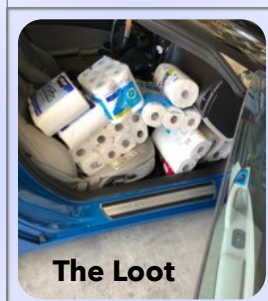
Mr. & Mrs. Don Speer
May 28

All GM Car Show

Spring may have been running late on April 21, but that didn't stop a few die hards from facing the wet and cold to "show and shine" at the All GM Car Show at Bass Pro Shop.

What an opportunity for members and guests to showcase their Corvettes or THAT OTHER SPECIAL vehicle they've been hiding in the garage.

Take a look at the "groupies" surrounding Ray Newell's 1984 Studebaker Avanti of Raymond Laurie design



The Loot

with Stewart Warner gauges.

Becky and Larry Saunders displayed their 1964 Stingray and new member Bryan Jacobs showed just what an enthusiastic participant he is going to be!

Non-member Jim Hager pulled up in his two-owner 1969 Nova SS Survivor and later joined CCKC members for a warmup in Bass Pro.

And that's just a few who braved the elements. All participants were asked to bring paper products to stock the pantry at St. Michael's Veteran Center. Chuck Levenson, who organized the event, made sure the loot landed in his trunk.

Thanks to Chuck and all who braved the day!



Larry & Becky Saunders



Ray Newell



The Lineup


Jim Hager



Bryan Jacobs



Crossing The Finish Line



Across

2. The "T-Top" wasn't named for its shape. What does the "T" stand for?
5. Who made the song, "April Love" famous?
8. This typical option (slang term) was not available on the 1982 Corvette.
9. The 1953 Corvette offered only two options; an AM radio for \$145 and this other option for \$91.00.
10. Who founded General Motors Company?
11. This is the name of the world's biggest one day Car Show AND one of the first highways in the US.
12. Where is the Hockenheimring Baden-Württemberg Formula 1 Racetrack?
13. The 1963 Corvette is the only model year this feature was available.

Down

1. Where is the Hockenheimring Baden-Württemberg Formula 1 Racetrack?
3. This is the name of the world's biggest one day Car Show AND the first highway in the US:
5. He owns a 1967 green Corvette convertible, but for years the Secret Service wouldn't let him drive it.
6. What was the original name of the Pontiac car company?
9. How many cars were eaten up by the sink hole at the NCM?
12. This typical option (slang term) was not available on the 1982 Corvette.

Be the first to email
hibeamseditor2018@gmail.com with the correct
 answer and win five free raffle tickets! Must be
 present at meeting to claim prize! (No repeat
 winners, please!)

On **Wednesday April 18, 2018** at 6:55pm, the meeting was called to order by President Steve Garrett at Bass Pro Shop. There were 73 members and five guests present.

Gene Sinkler, Vice President announced this evening's raffle items. Items came from Hendrick Chevrolet, Roland & Patti Norris, Barb Kearns and Jim Cahill. We collected \$192.00. Gene also showed club apparel samples to members.

Adam Hoehn, National Corvette Museum Ambassador, reported on Moore Mondays going on at the museum and other topics of interest. In March, the National Corvette Museum began offering a series of live videos on Facebook, taking viewers behind the scenes to view vehicles and artifacts not currently on display, as well as offering stories about Corvette and other cars. Next week is the National Corvette Museum birthday bash. Steve said he will be attending.

Gwyn Hill, Secretary, obtained approval of the March 2018 minutes. Gwyn also responded to the two questions asked at last month's meeting about the van for St. Michaels. In addition, we have not delivered the van nor given them any money.

Steve commented that we are currently looking for a newer van. We will make the presentation on May 11 at the Cars for Heroes Golf Tournament.

Chuck Abbott, Treasurer, read the Treasurer's report which was subsequently approved by the membership. Chuck presented the 2018 Budget for the club. The membership approved it.

Vicki Sinkler, Membership, acknowledged new members who joined within the last few months.

April 2018



We are glad they came back. Our guests this evening are Jonathan & Karen Bonness; they have a 1982 dark red car. Manny Shaffie who does custom detailing. Aidan Dulku joined, and he has a 1973 medium blue stingray that is currently being restored.

Chuck Levenson, Activities Chairperson, reported on the upcoming events. Please see the 2018 Calendar of Events in the May issue of *Hi Beams* for additional details. Chuck did highlight the Show and Shine coming up this Saturday at the Bass Pro Shop.

Special Guest:

Manny Shaffie: He does professional detailing of cars. He will be at the Hendrick Car Show, where he will give a seminar at the car show. He offers a standing 15% off all his packages.

Jack Wallace of Vintage Vettes, talked about his experiences finding and buying vintage Corvettes. He shared some interesting stories about his life and what led him to where he is today. He currently has a collection of vintage Corvettes located at 319 E 10th Ave, North Kansas City, MO 64116. It is a spacious showroom with an inventory of 50 Corvettes from the 1953-2014 model years. Jack enjoys learning all the evolutions this "American Sports Car" has endured. All Corvettes are on display "indoors" with the added safety and security of a full-time staff and sophisticated alarm system.

NEW & OLD BUSINESS

RAFFLE & CLOSING

The meeting was adjourned at 8:18 pm.

*Respectfully Submitted by,
Gwyn Hill, Secretary*

TECHSPOT



CCKC 2018 DETAILING SEMINAR

On Saturday April 28, 2018 the sun was shining as 22 CCKC members and four spouses participated in the 3rd Annual Detailing Seminar at Chuck and Katie Levenson's house.

The art of detailing a Corvette was explained by Chuck Levenson, Bob Henn and Joe Campbell. The presentations covered such topics as washing your Corvette (especially with a Foam Gun), Use of a Clay Bar, Waxing Options, Cleaning the interior of your Corvette (including the dreaded glass), treating leather seats, detailing your engine and wheels and wheel wells.

A special exhibit of 14 different tire shines supplied by 8 companies was also presented. A blind vote for favorite tire shine was conducted with

Surf City Garage Beyond Black Tire Pro Dressing winning top favorite followed by **Meguiar's Endurance High Gloss Gel**.

Additional topics like staging your detailing, new detailing products, use of special tools and products and a question and answer session were provided.

Chuck Levenson gets down & dirty



Bob Henn outlining the "Interior Details."



We hope this seminar improves the quality of the Corvettes on exhibit at the upcoming Hendrick Show and makes the judges really work to earn their stripes.

The Seminar concluded with a great lunch compliments of the Levensons.

**Submitted by:
Joe Campbell**



Where's a judge when you need one?

(CCKC thanks Joe Campbell, Chuck Levenson and Bob Henn for all the research, time and hard work that went into creating the 2018 Detailing Seminar.)

TECHSPOT



Detailing Tips - EXTERIOR

Handout 1 of 5

Presented by: **JOE CAMPBELL & CHUCK LEVENSON**

THE GREAT TIRE SHINE FACE-OFF

Presented by: **JOE CAMPBELL**

#2



#1



TIRE #1	SUPPLIER	PRODUCT
A	Meguiar's	Endurance High Gloss Gel
B	Adam's	Tire Shine
C	"	Super VRT
D	Mid America Motorworks	Tire Dressing
E	Griot's Garage	Black Shine Tire & Trim Coating
F	" "	Black Satin Tire Coating
G	" "	Black Shine High Gloss Tire Gel
H	" "	Long-Lasting Tire Dressing
TIRE #2	SUPPLIER	PRODUCT
I	Surf City Garage	Black Edge Tire Gloss
J	Surf City Garage	Beyond Black Tire Pro Dressing
K	Surf City Garage	Black Max Vinyl, Rubber & Trim Dressing
L	Mothers	Protectant
M	Stoner Car Care	Trim Shine*
N	Gold Eagle/Trinova	Tire Shine Spray
	*Water based product	

CLEANING THE EXTERIOR

Presented by: **CHUCK LEVENSON**

WASHING YOUR CORVETTE

- Demonstrate use of Adams new foam gun
- Tools to dry your Corvette after washing (plastic wipe, special drying towel or blower)

USE OF A CLAY BAR

- Use your hand inside a zip lock bag and run over the paint to see if you have rough spots.
- You can use a clay bar by hand and fold over if the surface gets full.

- Hand held clay bar applicators

Clay bar material from Surf City that uses a solvent for lubrication that leaves a protective coat of wax

WAXING OPTIONS

- Hand waxing
- Carnauba wax
- Synthetic
- Electric Buffer

CLEANING THE WHEELS & WHEEL WELLS

PRE SHOW CLEANING

- Before washing the car, spray the inside of the wheels with a degreaser & rinse.
- Wash the outside of the wheels with the appropriate wheel cleaner (chrome, clear coated painted, aluminum or alloy) OR use a generic wheel cleaner
- Clean the wheel wells using water and a rag or sponge. Dirty wheels may require a car wash.
- Dry the wheels using a soft towel or rag.

CLEANING THE ENGINE

The engine area is one of the two areas where most folks lose points at shows.

PRE SHOW CLEANING

- Using compressed air to blow out as much dust as possible.
- Using metal polish, polish the aluminum suspension "A" arms.
- Using the swifter reserved for the engine area, clean in all tight & open areas.
- Apply the Clyx exhaust manifold dressing or similar products to both exhaust manifolds with a Tooth brush or small art brush.
- Apply Super VRT or rubber dressing to hoses & air intake.
- Using a toothbrush, water and detail spray, clean around small items in the engine bay.
- Using In & Out Spray, spray the hard to reach areas in the engine bay.

AT THE SHOW (you will only have 2-3 hours to get your Corvette ready, so plan ahead)

- Look over the engine area to find any dust. Clean large areas with a swifter and smaller areas with a rag or toothbrush and your rubber cleaner or detailer for non rubber areas.
- Wipe off aluminum suspension arms with a soft cloth or use metal polish.
- Treat the wheel wells with Undercarriage spray.
- Wipe off wheels with a damp cloth or, if they are chrome, with a chrome cleaner.
- Apply tire shine to the tires.

BEST DISPLAY/ PRESENTATION

The judging requirements for this area are not well established and tend to be more subjective.

- In prior years this area was all about displaying information on the Corvette such as Build sheets, sales manuals and other items relating to the original purchase of the Corvette.
- This evolved to include 4' by 6' signs about the features on the Corvette placed in front of it
- Presentations have expanded to include special designs attached to the underside of the hood, lots of Chrome under the hood and model cars on the top of the engine.

SPECIAL PRODUCTS TO USE & PARTICIPANT QUESTIONS

- Detailing tips
Label plastic bags to hold your micro fiber towels for each type use.
Use the special makeup Q-tips with the point on one end and a flat end on the other end to clean in hard to detail areas such as emblems.
- Question: How to clean rubber products that have turned yellow or orange. Answer: Use about four treatments of Adams Tire & Rubber Cleaner.

VACUUMING

Vacuum the door panels, seats, dash, and trunk. Don't vacuum the floors until you are completely finished detailing the interior. You'll get it dirty and will need to vacuum a second time.

Helpful tip: Check edges of crevice tool for plastic flash. File down to prevent scratching leather surfaces or tearing cloth surfaces.

If the dust is very light, use a Swiffer to wipe off the dust. It will stick to the Swiffer and not spread around in the car.

DOOR JAMS

Use foam glass cleaning brush with either car wash soap or if really dirty, use Super Clean Aerosol or any All Purpose Cleaner such as Super Clean or Purple Power liquids. Mop up with microfiber towel.

Clean the rubber door seals and rubber window seals with some diluted APC. Mop up with Sam's Club microfiber towel. Start with 10:1 dilution and reduce dilution if dirt remains. Always better to be the least aggressive as possible.

Use Stoner Trim Shine inside door jam on rubber components and on the door and window seals—apply with microfiber pads or Scott Shop towels because they don't dust up or leave pieces of towel on the surfaces.

If more shine is desired use Mother's Protectant spray. I apply with Scott Shop towels or a microfiber pad. Knock down excess with microfiber towel.

Apply spray wax such as Meguiar's Ultimate Quik Wax inside door jams and around door edges.

I purchase my microfiber pads at Dollar Tree 3 for \$1. You can save them for reuse by putting in a Zip Lock storage bag and labeling.

Helpful tip: Use metal clips covered with plastic to hold doors open if working on a hilly surface.

DOOR SILLS

Clean with a diluted APC and mop up with microfiber towel. Apply Stoner Trim Shine, Mother's Protectant or some spray wax. It all depends on the amount of shine you want.

CLEANING VINYL & PLASTIC

Super Clean Degreaser 10 parts distilled water: 1 part Super Clean or 5:1 for carpets, mats, plastics and dirty leather. Scrub with microfiber cloth, or a toothbrush, or Mother's brush. If really dirty you may need to use Mr. Clean Magic Eraser or Oxo brush as it has tapered bristles that won't scratch...

Again, use least aggressive dilution as you can yet be sure to get everything clean prior to applying protectant.

Mop up with Sam's microfiber towels

DRESSING INTERIOR TRIM (OTHER THAN LEATHER SEATS)

After cleaning there are many products to choose from, depending on the amount of shine you desire.

Stoner Trim Shine liquid for satin matte look.

Mother's Protectant or Chemical Guys VRP for glossier look.

Meguiar's Quik Wax or Ultimate Quik Wax for a semi glossy smooth look.

Apply with microfiber pads. Knock down any excess with microfiber towel.

COATED LEATHER SEAT CLEANING & CONDITIONING

Spray generic Woolite diluted 5:1 on seats. Gently scrub seats with Colourlock leather brush if they are in good shape. Can also use Lexol Cleaner but it costs a lot more. Can also use Super Clean or Purple Power APC diluted 10:1.

(continued on next page)

COATED LEATHER SEAT CLEANING & CONDITIONING (cont.)

If seats are dirty or have dye transfer from you're clothing, use Super Clean diluted 5:1 and it will remove things like blue jean transfer.

Use toothbrush and Mother's brush for tight areas and crevices in seats.

Mop up with Sam's microfiber towels.

Most leather today is coated with a thin layer of plastic so applying "conditioners" is not going to penetrate into the leather. You can use products such as Lexol Conditioner but it really isn't nourishing the leather. Consider using Meguiar's Ultimate Fast Finish. Apply to a microfiber towel, then knock down any high spots.

CLOTH SEAT CLEANING

Most Vettes are vinyl or leather, but for your metal car or truck, use Super Clean diluted 5:1 and an Oxo Good Grips Heavy Duty Scrub brush. Wet down until damp, scrub with brush, and mop up with microfiber towel. Repeat as needed. Don't get the seats soaking wet as this will get into the foam and could cause mold. You can always reduce the dilution ratio if needed, but try to use the least aggressive dilution ratio.

PET HAIR REMOVAL

After vacuuming the interior thoroughly, pet hair can remain. Use the FURemover brush to pick up the excess hair and pull it into an area where you can use the vacuum to remove it all.

DASHBOARD & VENT CLEANING

Use a foam paint pad to clean the vent louvers. Spray water or some protectant like Stoner Trim Shine or Mother's Protectant on the pad and get in between the louvers. You can also use a dedicated soft bristle detailing brush or a makeup brush to get into the vents. Q-Tips are good for getting into tight places and for cleaning around emblems on the exterior.

If you have any clear coated plastics, be very careful as they scratch easily. Dust off with a makeup brush. Use one brush wet and the other dry. Dust off with the dry brush. Apply some detail spray or Stoner Trim Shine to the wet brush and scrub the plastic. Dry with microfiber towel.

WINDOW CLEANING

This is one of the hardest things to do and is a multi-step process.

1. Spray window with a mixture of isopropyl alcohol (IPA) mixed with distilled water diluted 1:1.
2. If that greasy residue from plastic outgassing remains on windows, spray IPA mix or APC onto a Mr. Clean Magic Eraser. Wipe it down and clean up with a microfiber towel. Some people will use ammonia based window cleaner if they have heavy residue, but you can't use this if you have aftermarket tint film applied. I don't use ammonia based window cleaner on anything.
3. Apply Mother's ReVision Glass and Surface cleaner or Stoner Invisible Glass Window Cleaner. Do not use Windex or any ammonia based product as it streaks. Get into the corners with the Stoner Invisible Glass Reach and Clean Tool. Use a dedicated microfiber window towel to dry.
4. For the ultimate shine and help in getting off some remaining streaks, apply Meguiar's Ultimate Quik Wax or any spray wax. This also helps rain run off of the windshield.

Helpful tip: When drying your windows, dry the inside either vertically or horizontally, and dry the outside window in the opposite direction. You will know which side of the window has streaks!

(continued on next page)

TECHSPOT



Interior Detailing Tips Handout 5 of 5

Presented by: BOB HENN

TRUNK

Wipe down plastic and SMC body panels with diluted APC. Mop up with microfiber towel.

Use spray wax on painted surfaces.

Treat plastic with Stoner Trim Shine for low gloss, Mother's Protectant for high gloss finish or Meguiar's Ultimate Quik Wax.

Vacuum.

CARPET AND CARPETED FLOOR MAT CLEANING

Vacuum as last step in finishing the interior and glass.

Use Super Clean diluted 5:1 and the Oxo Scrub brush. Mop up with a microfiber towel. As a last step, push all the fibers in the same direction using your microfiber towel.

CLEANING MICROFIBER TOWELS

Do not wash with any other towels or clothing.

Separate towels to avoid cross contamination. Purchase general purpose microfiber towels at Sam's Club in various colors to denote usage and keep separate.

Use a perfume free, softener free liquid detergent such as Tide Free and Clear or Tide Pur.

Wash in warm water. Some recommend hot, but I don't do that.



Fill washer to the top with water and use a heavy dirt cycle with multiple rinses.

Dry on tumble cycle or let air dry.

When towels start getting really dirty, throw them away. Towels are cheap and Vette interiors and exterior paint are not.

Sources of Detailing Supplies:

Amazon.com
Detailimage.com
Meguiars.com
Adams.com
Griots.com
Dollar Stores
Walmart

Detailing and repair videos on YouTube

Dallas Paint Correction & Auto Detailing
Sweet Project Cars
Wilson Auto Detailing
AMMONYC
Most detailing suppliers have how to videos at their websites



Hail! Hail! The Gang Was All There!



Please come join us for summer fun and food (BBQ) provided by CCKC. Each member is asked to donate chips, an appetizer or a dessert to share.

Please bring your own cooler and chairs.

PLEASE NOTE: Alcoholic Beverages are prohibited in Shawnee Mission Park.

Date: Sunday, July 1
Time: 2:00-5:30 pm (Eat at 4:00)
Place: Shawnee Mission Park Shelter 8
Sign Up: NO LATER THAN Wednesday, July 18, 2018
Organizer: Barb Kearns at (913)541-8146 or (816)225-8049
MUSIC! GAMES! PRIZES!



– SAVE THE DATE –
6th ANNUAL HENDRICK
CAR SHOW
SUNDAY, JUNE 3,
2018

HENDRICK CHEVROLET
8300 Shawnee Mission Parkway
Merriam, KS 66202
Show & Shine plus Best Modified



JUNE 3, 2018

GATES OPEN 8 AM - REGISTRATION 8 – 10 AM - JUDGING BEGINS
AT 11 AM - AWARDS 2 PM - LUNCH PROVIDED FOR EVERYONE!

Questions, contact Chuck Levenson
clevenson21@yahoo.com 913-238-3225
or Kate Levenson@gmail.com 913-963-6084

Please check our website for more information as it becomes available!!
www.corvetteclubkc.com





CORVETTE CLUB OF KANSAS CITY



6TH ANNUAL ALL CORVETTE SHOW

(Trophies awarded for Show & Shine plus Best Modification Categories)

Sunday, June 3, 2018 – 9am-3pm Rain or Shine

Hendrick Chevrolet, 8300 Shawnee Mission Parkway, Merriam, Kansas 66202

Pre-Registration-\$35, After May 21st-\$40

Day of Registration open 8am-11am, Awards at 2:30pm

***Lunch provided by Hendrick Chevrolet – 50/50 Drawing ***

Name (and Guest) _____

Address _____

City _____ State _____ Zip Code _____

Car Year _____ Color _____ Categories Entered _____

Additional Car Year _____ Color _____ Categories Entered _____

Club Affiliation _____

Categories (Best in Class/Best in Show)

- Platinum, Gold & Silver awards for each category
- CCKC members and non-members winner for each class
- Best of Show, Modified Categories
- List all categories entered above

<u>Category</u>	<u>Generation</u>
A	C1 (1953-1962)
B	C2 (1963-1967)
C	C3 (1968-1982)
D	C4 (1984-1996)
E	C5 (1997-2004)
F	C6 (2005-2013)
G	C6 Grand Sport, ZO6, ZR1
H	C7 (2014-2017)
I	C7 Grand Sport, ZO6
J	Best Interior Mod
K	Best Exterior Mod
L	Best Engine Bay
M	Best Paint
N	Best Display/Presentation

Mail Registration Form & Payment to:

Chuck Abbott
10069 Hemlock, Overland Park, Kansas 66212
 Checks Payable to: Corvette Club of Kansas City

Questions about the show?

Chuck Levenson, 913-238-3225 clevenson21@yahoo.com
 Kate Levenson, 913-963-6084 katelevenson@gmail.com

Release Waiver: I agree to assume risk of any and all damages, injuries or risk, indemnifying CCKC & Hendrick Chevrolet of all losses or theft to my property occurring as a show participant.

Signature: _____

Date: _____

(Updated Registration Form: 3-15-18)

CCKC Corporate Sponsor: Hendrick Chevrolet

CCKC proudly supports St. Michael's Center, helping KC's homeless veterans.



Save the Date!

The 7th Annual
CCKC Corvette Show at Zona Rosa
in Kansas City
SATURDAY, SEPTEMBER 8, 2018

Pre-show event & early registration at
Tiffany Greens Golf Club
Friday evening, September 7

**DETAILS AND REGISTRATION FORM
WILL FOLLOW!**

Thanks to CCKC's corporate sponsor





22nd Annual Summer's End Corvette Show

Northwest Arkansas Corvette Club Rogers, AK

Schedule & Blank Mail-In Registration Form

[http://nwacorvetteclub.com/images/
2018_NWACC_Summers_End_Reg_Blank_Form.pdf](http://nwacorvetteclub.com/images/2018_NWACC_Summers_End_Reg_Blank_Form.pdf)

Schedule & Electronic Registration Form

[http://nwacorvetteclub.com/images/
2018_NWACC_Summers_End_Reg_Fill-in_Form.pdf](http://nwacorvetteclub.com/images/2018_NWACC_Summers_End_Reg_Fill-in_Form.pdf)



FIRST ANNUAL "VBP" VETTE SHOW



PRIZES WILL
BE AWARDED
FOR 1ST, 2ND,
& 3RD IN
EACH CLASS.



OTHER AWARDS :
BEST HOOD ART,
MOST MILES
TRAVELED, BEST
LIGHT SHOW AND
OF COURSE THE
BEST OF SHOW
AWARD!!

VBP 1st Annual Vette Show will be held on October 20th, The "Dug Out" Bar and Grill 1545 SW Fairlawn Rd, Topeka Kansas. Show will run from 9 a.m. to 2 p.m. with awards presented at 1:30 p.m.

Awesome Vendors will present including Food and Clothing!

Pre-Registration is \$30.00 per vehicle/ \$40 on site registration... FREE to the public.

Registration forms can be emailed to you or found on VBP Vette Club Facebook Page.

Contact: Tamara @ 785-969-9234/ vettegirl.45@gmail.com

A portion of the 50/50 proceeds will go to Breast Cancer Research. American Cancer Society Topeka



Best In Show!



Engine Rev Contest!

HOTEL BOTHWELL

1st Annual Corvette Show & Cruise In

October 13, 2018

Hotel Bothwell

103 E 4th St

660-826-5588

Downtown Square in Sedalia, Mo

12 CLASSES

Pre-registration \$40 Registration after September 29th \$50
Show registration form will be accepted up until 10:00am ONLY! !!
Judging 11:00am - 1:00pm

Registration includes Event T-Shirt/20% discount on room reservation!

Mail form & check to Hotel Bothwell 103 E 4th St Sedalia, Mo 65301

Name: _____
Address: _____
City: _____ State: _____ Zip: _____
Phone: _____
Email: _____
Vehicle License: _____ Model: _____
Year: _____ Color: _____ Class: _____
Club Affiliation: _____
Insurance Carrier: _____
Registration for: ☐ Corvette Show ☐ Display Only (Car not judged)

****By signing below I acknowledge, Hotel Bothwell will not be held liable for any and all losses, injuries, and/or damages that may result as a participant in the event****

Participant Signature: _____ Date: _____

JUDGING INFORMATION

- Place window card on dash.
- Judging will be from 11:00 to 1:00.
- Judges will open doors but not hoods. No points given for engine compartments hood is down.
- Please do not ask judges questions during or after judging.
- Judging sheets are the property of the judging committee and will not be given to participants.
- Decisions of the judges are final.
- Judges will select 1st place for each class.
- There will be no ties.
- Stock: No major changes from factory other than wheels, air intake or exhaust. Modified: Chrome, interior/exterior changes, modified engines, etc.
- On day of show, new entries accepted by 10:00 AM will be judged. No cars entering

JUDGING CRITERIA

PAINT: Quality, Cleanliness, Luster
ENGINE COMPARTMENT: Neatness, Cleanliness, Workmanship. Includes engine block, inner fenders, firewall, radiator, hoses, exhaust manifolds, wiring, chrome, underside of hood, and no visible leaks.
EXTERIOR: Cleanliness, Body Panel Fit, Chrome (C1, C2, C3), Glass, Wheels and Tires. Includes tops, door handles, bumpers, outside mirrors, tailpipes and wheel wells.
INTERIOR: Cleanliness, Fit and Finish, Weatherstripping/Rubber. Includes dash, console, steering column, luggage area, upholstery, visors, door panels, door jams, carpet, glass and seat belts.

JUDGING CLASSES

Class 1. C1	53-62
2. C2	63-67
3. C3A	68-73
4. C3B	74-82
5. C4A	84-90
6. C4B	91-96
7. C5A	97-00
8. C5B	01-04
9. C6	05-Present
10. ZO6/ G.S.	All Years
11. Modified	All Years
12. ZR1	All Years





Chase, the manager of Culver's is happy to sponsor CCKC again for our monthly Culver's Cruise. Terry and Bob Henn will host the event again this year.

For those new to the Club, we cruise to Culver's at the corner of Antioch and 135th Street in Overland Park on the 4th Thursday, May through September.


Culver's has been great to us. They provide a free large drink, plus 25% off

CRUISING

food and desserts. Chase also donates several free meal and dessert coupons.

We gather between 5pm-6pm on the patio and chat as well as admire our Vettes in the parking lot. At 6pm we head into the restaurant and dine together. It's a lot of fun and a great way to make friends in the Club.

Many thanks to Terry and Bob Henn for hosting and organizing these five months of cruising. They look forward to seeing lots of CCKC members there!



CARS, MOTORCYCLES, & COFFEE!

Join us on the first Saturday of every month from 8-10am for Cars, Motorcycles & Coffee at The Roasterie Factory Café!

Come show off your ride and check out others. All cars and motorcycles welcome! It's all free (minus the coffee.)

The Roasterie Factory Café
1204 W 27th Street
Kansas City, MO 64108
(Space will be reserved in lot at 27th & Holly)

2018 CRUISING CULVER'S DATES

May 24

June 28

July 26

Aug 23

Sept 27



CRUISING, TOO

THE ROASTERIE

AIR-ROASTED COFFEE

SUNDAY

JULY 15, 2018
CRUISE IN TO
THE ROASTERIE
1204 W 27TH ST.
KANSAS CITY, MO 64108
10:30AM-2:00PM



****FOOD TRUCK
BRUNCH****

**TOURS @ 10:30 &
12:30**

ONLY \$5 PP

**Bring your
Lawnchairs**

**Enjoy our fellow
Corvette owners**

SIGN UP

****AT CORVETTE
CLUB OF KANSAS
CITY MEETING
Email or call**

Vicki or Gene Sinkler

913-908-2369 or

913-221-3198

vickisinkler@yahoo.com

Rodders Rule



Every Friday Cruise / Pegah's @ 87th 5-9pm

Lots of Menu Choices! Great Food!

Hope 2 C U there!! D&J

When

Every Friday Cruise

5 to 9pm

Cruisers Discount

30% off your meal!!

Where

12122 W. 87th St. Pway

2 Blocks west of Quivera (North side) Lenexa,KS

66215

Information

Cruising down the road!

Dick & Judy

